

# Research on California's Farm Workers

# **Employment Development Department's Labor Market Information Division**

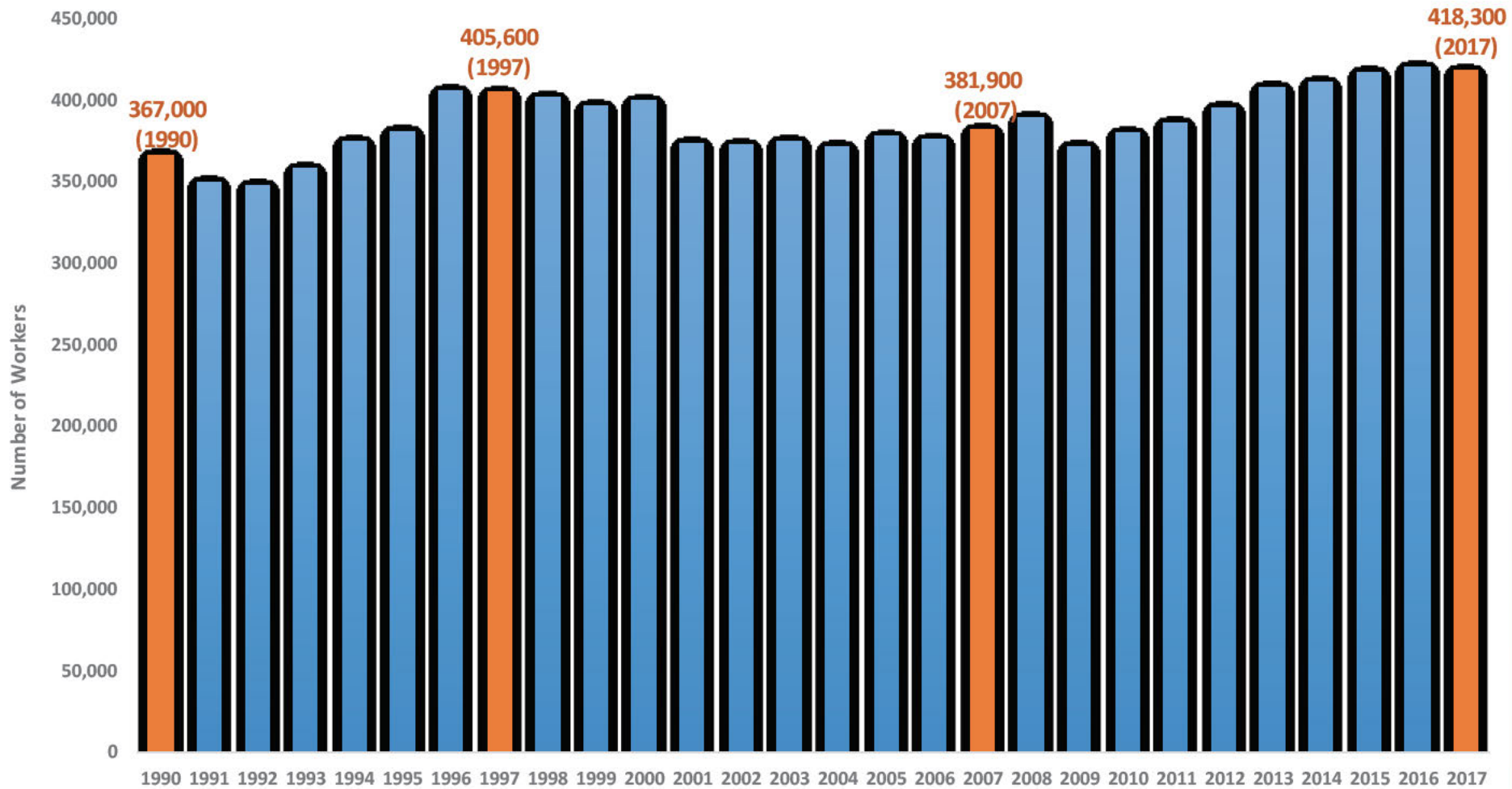
- The Labor Market Information Division (LMID) is the official source for California Labor Market Information.
- The LMID promotes California's economic health by providing information to help people understand California's economy and make informed labor market choices.
- We collect, analyze, and publish statistical data and reports on California's labor force, industries, occupations, employment projections, wages and other important labor market and economic data.

# EDD-LMID: Agricultural Statistics Program

- LMID agriculture staff surveys approximately 2,500 – 3,000 agricultural employers per month and produce monthly employment and average hourly earnings estimates for California and six regions (Desert, North Coast, Central Coast, South Coast, San Joaquin Valley, and Sacramento Valley).

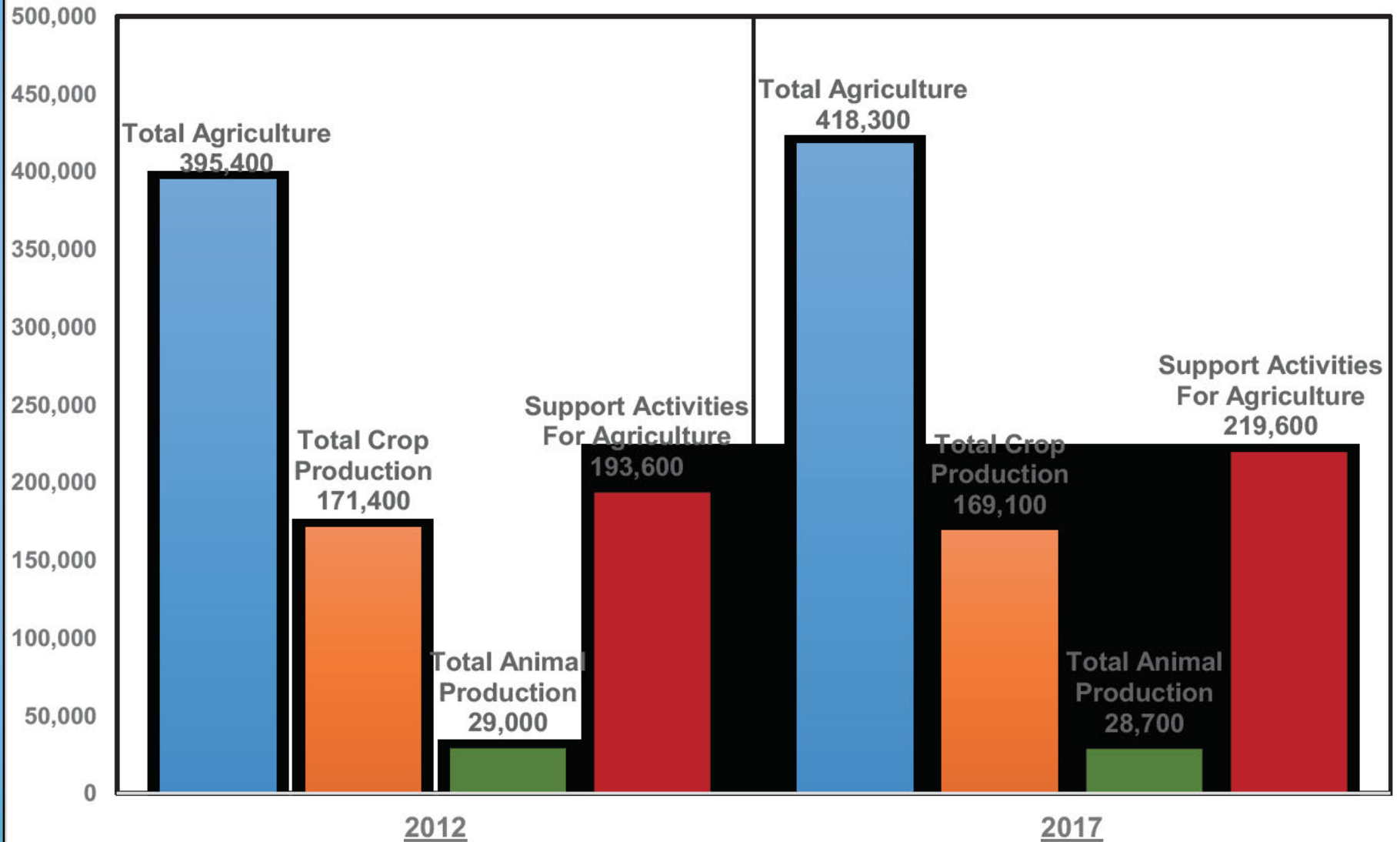
## California: Total Agricultural Employment

Source: California EDD-LMID

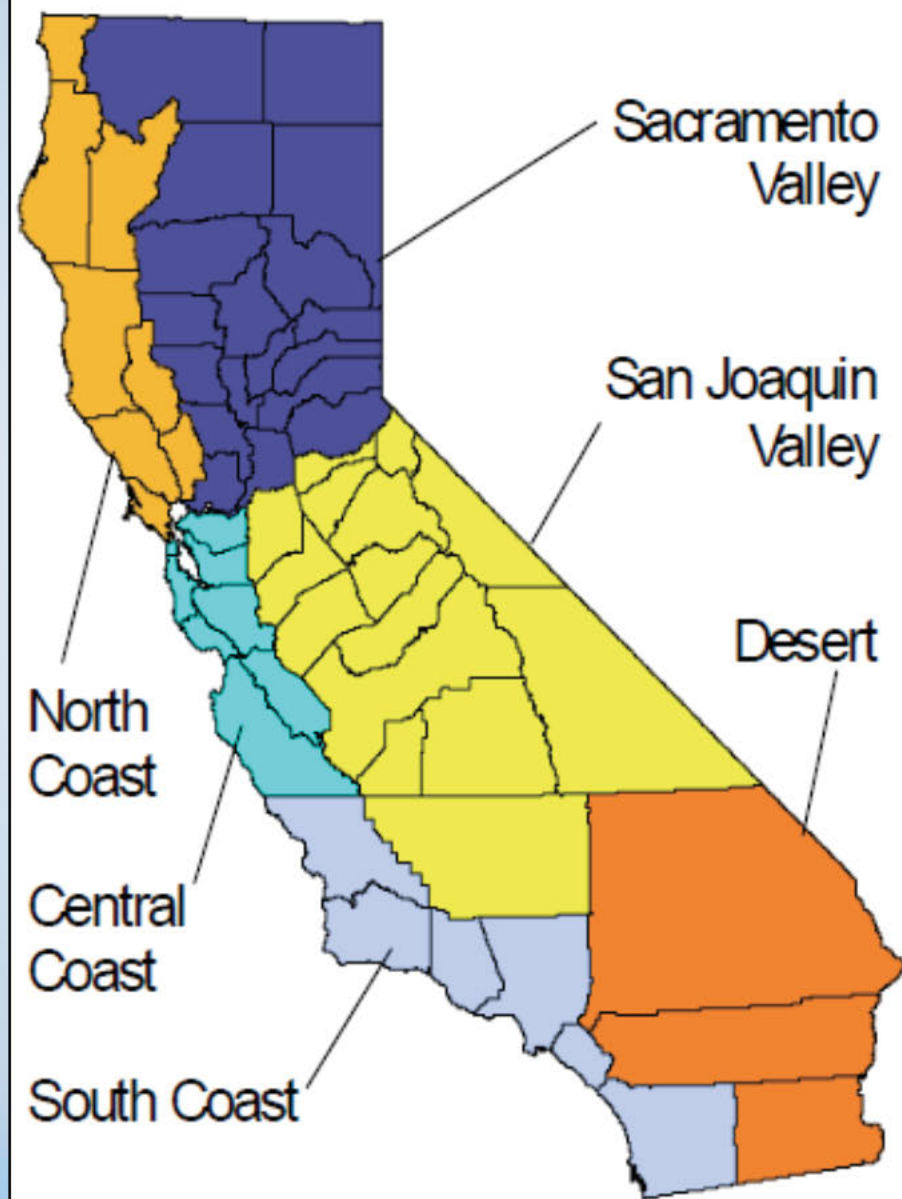


## California: Agricultural Jobs by Industry, Annual Average

Source: CA EDD-LMID



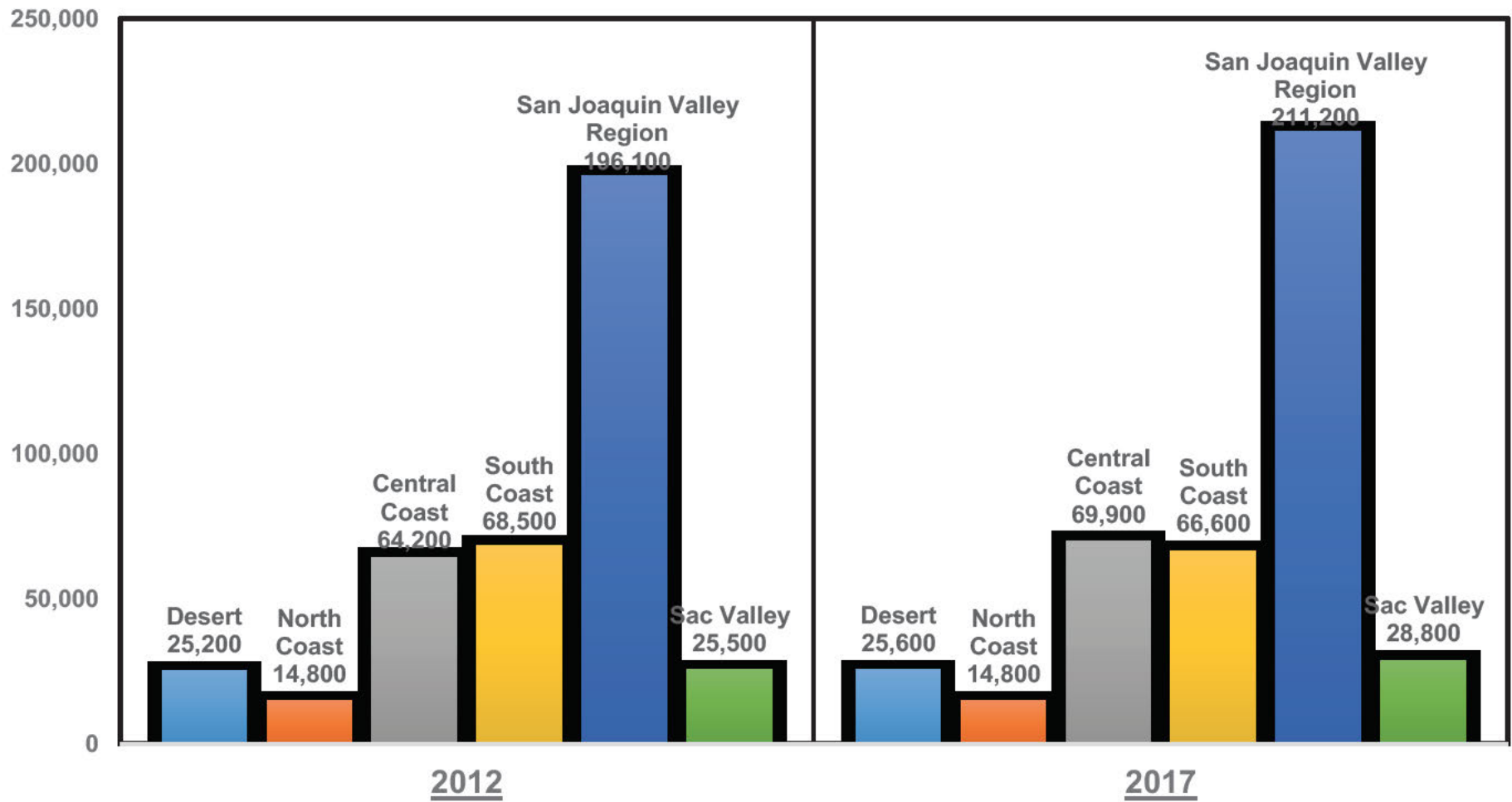
## California Agricultural Regions





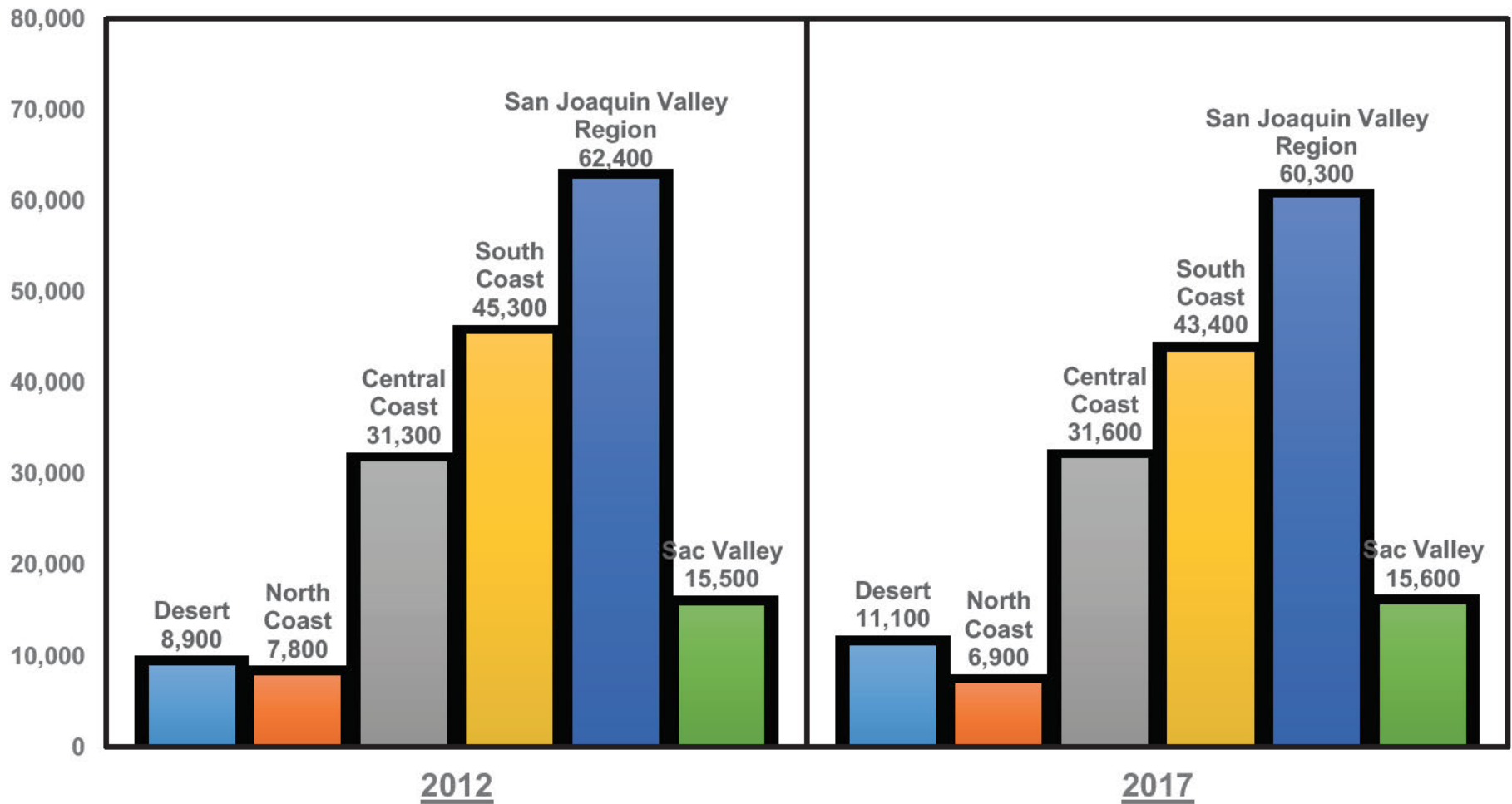
## California: Total Agriculture Jobs by Region, Annual Average

Source: CA EDD-LMID



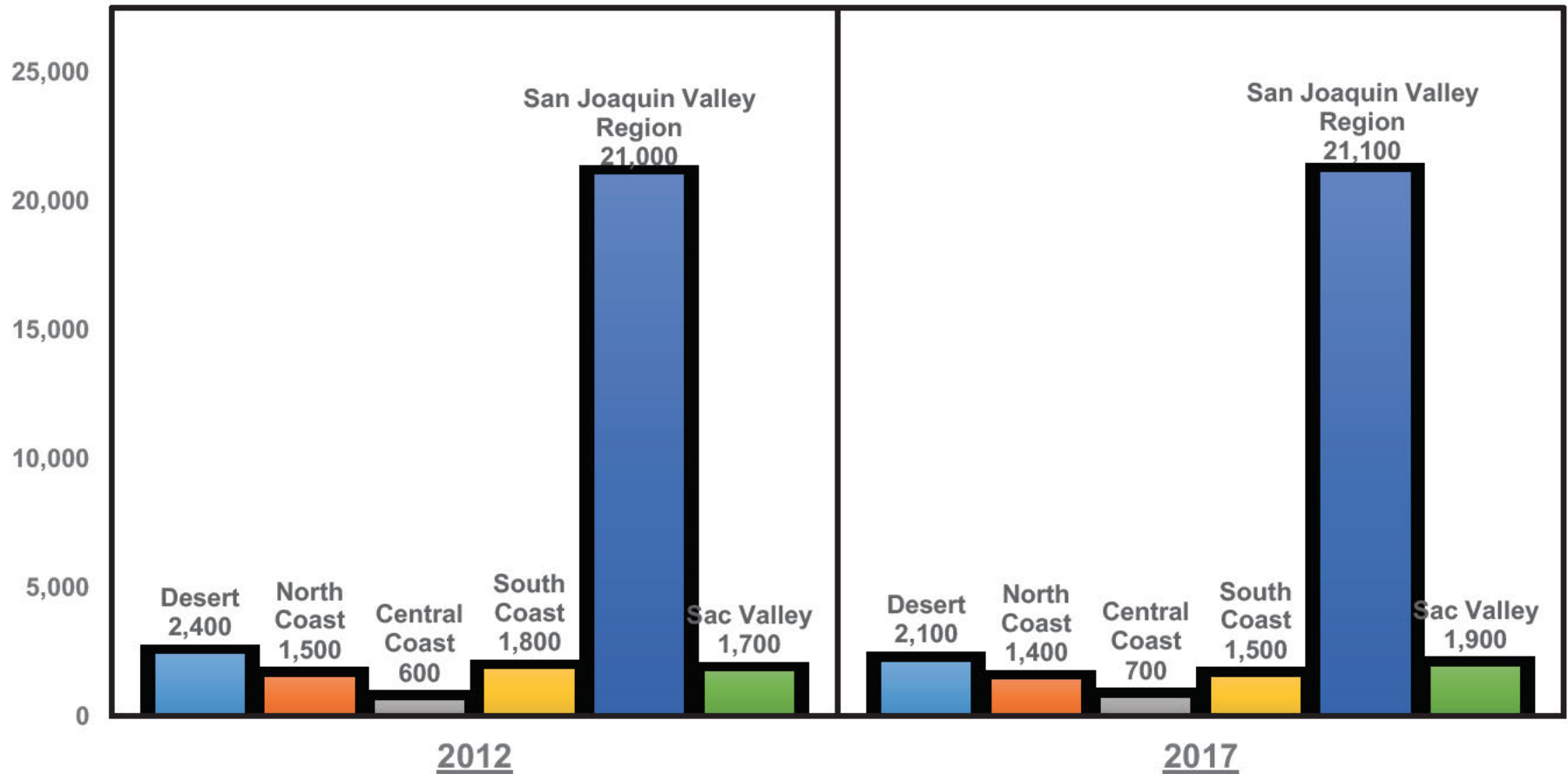
## California: Crop Production Jobs by Region, Annual Average

Source: CA EDD-LMID



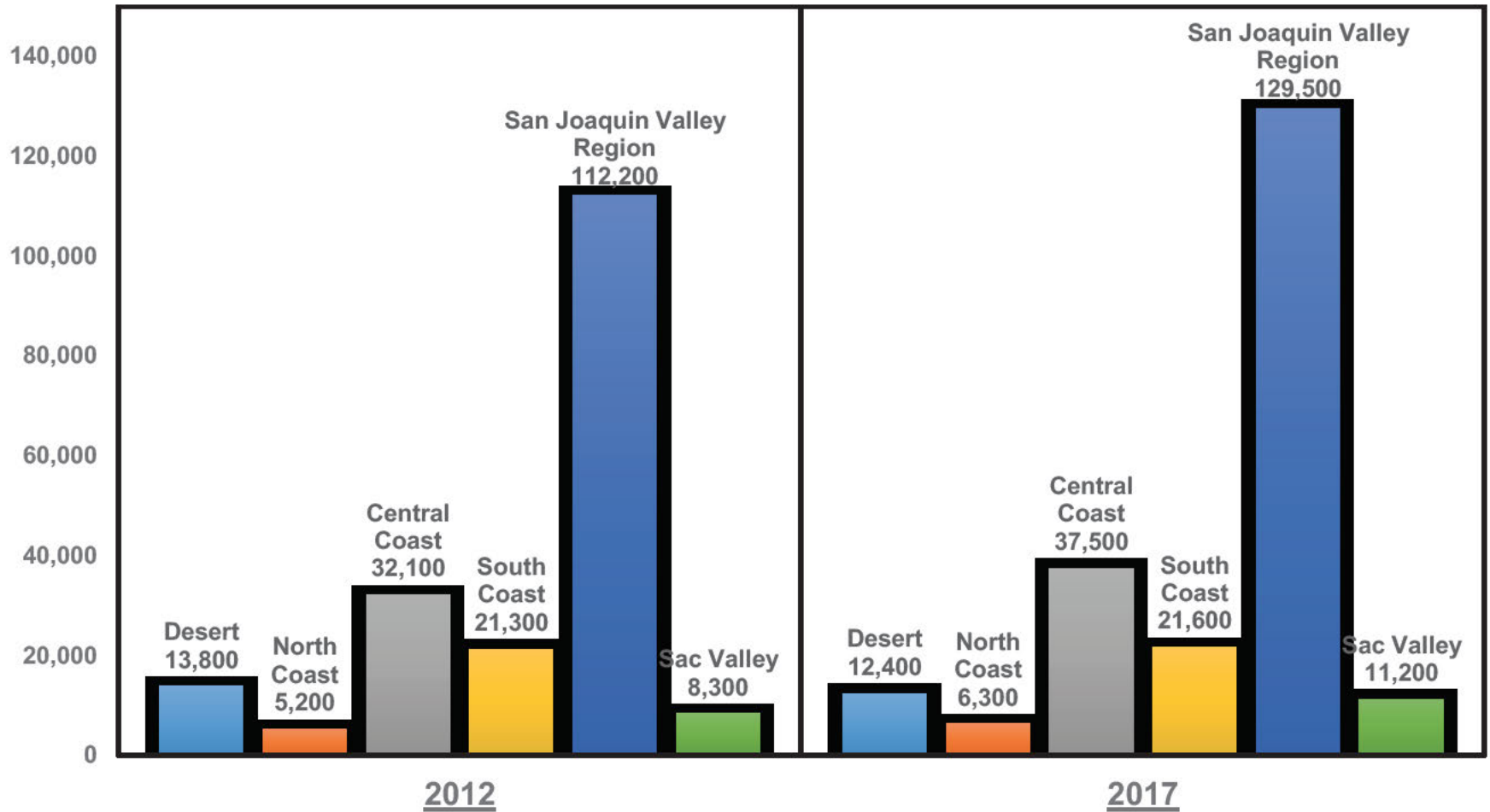


**California: Animal Production and Aquaculture**  
**Jobs by Region, Annual Average**  
Source: CA EDD-LMID



California: Support Activities for Agriculture  
Jobs by Region, Annual Average

Source: CA EDD-LMID



# UC Davis and EDD-LMID Agricultural Research

- Since 2003, the EDD and UC Davis have partnered to conduct research related to the state's agricultural workforce.
- EDD data has been used to identify how many unique individuals were employed in California agriculture and examine their employment and earnings patterns over time.
- The primary worker analyses on the following slides were conducted to analyze the industry where workers earn their HIGHEST wages.

# UC Davis and EDD-LMID Agricultural Research

- Two EDD datasets were used for these primary worker analyses:
  - I. The Quarterly Census of Employment and Wages (QCEW) database contains monthly employment and quarterly wages by establishments. It also contains industry codes for each employer.
  - II. The Base Wage file contains wages paid by SSN for all California workers covered by the UI program.

# Findings: UC Davis and EDD-LMID Agricultural Research

## Primary Worker: Job Analysis for 2015 and 2016

	2015	2016	Net Difference
Annual Average Employment in the Agriculture Sector	417,800	425,400	7,600
Number of Workers*	847,600	989,500	141,900
Ratio of Workers to Employment	2.02	2.32	0.30
Job Totals Per Worker**	2015	2016	Net Difference
<i>One Job</i>	481,700	545,200	63,500
<i>Two Jobs</i>	217,200	258,500	41,300
<i>Three or More Jobs</i>	148,800	185,800	37,000

\* Based upon tabulations of EDD data. May not sum due to rounding

\*\* May not sum due to rounding.

Source: Quarterly Census of Employment and Wages



# Findings: UC Davis and EDD-LMID Agricultural Research

## Primary Worker Analysis: Industry and Earnings for 2015 and 2016

Industry Title	Primary Workers		Net Difference	Earnings (in millions)		Net Difference
	2015	2016		2015	2016	
Agriculture Industries	704,800	804,600	99,800	\$12,288.7	\$12,981.9	\$693.2
Support activities for crop production	408,700	488,400	79,700	\$5,055.0	\$6,094.4	\$1,039.4
Fruit and tree nut farming	153,700	174,800	21,100	\$2,850.0	\$2,954.4	\$104.4
Vegetable and melon farming	48,500	49,100	600	\$1,232.3	\$1,281.2	\$48.9
Greenhouse and nursery production	33,800	34,600	800	\$891.4	\$938.8	\$47.4
Cattle ranching and farming	25,800	32,900	7,100	\$788.7	\$1,014.0	\$225.3
All Other Industries	142,800	184,800	42,000	\$5,055.2	\$6,571.4	\$1,516.2
Total	847,600	989,400	141,800	\$17,344.0	\$19,553.3	\$2,209.3

Source: EDD Quarterly Census of Employment and Wages and EDD Base Wage File



# EDD-LMID Resources

- EDD-LMID Website
  - [www.labormarketinfo.edd.ca.gov](http://www.labormarketinfo.edd.ca.gov)
- California Agricultural Employment Information
  - [www.labormarketinfo.edd.ca.gov/data/ca-agriculture.html](http://www.labormarketinfo.edd.ca.gov/data/ca-agriculture.html)